


WINDOW LEAKS

THE PROCESS TO ELIMINATE LEAKS





Window Leak Reported



Documentation

These are seven important pieces of info to get when troubleshooting window leaks.

01.



Photos and video

Document with photos and or videos interior shots as well as exterior shots. Keep in mind get close ups and far back shots for context

02.

How long has the leak been going on?

In some cases leaks can date back to when the building was constructed but it is good to know is this new or a long issue that has been going on for years.



03.



Is there any information of previous repair attempts and did they work at all?

Knowing if any repair efforts have been made can help understand the issue as well as not duplicating the repair method.

04.

Does it leak every time it rains?

Knowing if it leaks every time it rains or if it leaks in rain that is wind driven does help indicate what the issue maybe.



05.




How much water is observed?

Does the the window leak come in buckets or is it just a towel on the window sill? Of maybe even just paint bubbling or drywall deteriorating. The amount of water observed is a big help.

Any recent repairs been performed?

Knowing if a new roof has recently been installed or other repairs performed can help eliminate areas that are the point of infiltration.



06.

07.




How old is the building?

If the building has been built within the last five years there is a good possibility that the issues is related to the construction.

Do you have blueprints or structural drawings

For more difficult leaks, having the drawings of the building can show details of the design and intent of the components of waterproofing.



Bonus.

Source: Leakfixes.com

Copyright © 2021 Leakfixes.com

jay@leakfixes.com

